

---

# GBB (WA) 1.14 Release Notes

---

**Published: February 2020**

# Important notice

## PURPOSE

The Australian Energy Market Operator has prepared this document to provide information about the GBB (WA) 1.14 (Build 355-1) release as at the date of publication.

## DISCLAIMER

This document or the information in it may be subsequently updated or amended. This document does not constitute legal or business advice and should not be relied on as a substitute for obtaining detailed advice about the Wholesale Electricity Market Rules, or any other applicable laws, procedures or policies. AEMO has made every effort to ensure the quality of the information in this document but cannot guarantee its accuracy or completeness.

Accordingly, to the maximum extent permitted by law, AEMO and its officers, employees and consultants involved in the preparation of this document:

- make no representation or warranty, express or implied, as to the currency, accuracy, reliability or completeness of the information in this document; and
- are not liable (whether by reason of negligence or otherwise) for any statements or representations in this document, or any omissions from it, or for any use or reliance on the information in it.

## VERSION CONTROL

Version	Release date	Changes
1.0	3 February 2020	Document Creation
1.1	5 February 2020	Update GBB Release 1.14 Build Number

## DOCUMENT APPROVAL

Name	Position	Date
Neetika Kapani	Acting Group Manager, WA Markets	31 January 2020

# Contents

<b>1.</b>	<b>Introduction</b>	<b>4</b>
1.1	GBB (WA) Version Summary	4
1.2	Abbreviations	4
<b>2.</b>	<b>Improvements</b>	<b>5</b>
2.1	Improvement of Gas Flows Visualization	5
<b>3.</b>	<b>Resolved Issues</b>	<b>7</b>
<b>4.</b>	<b>Internal Improvements</b>	<b>8</b>

# 1. Introduction

These are the release notes for the GBB (WA) 1.14 (Build 355-1) release. This release addresses important issues described in sections below.

This GBB (WA) release includes:

- Improvement of flows data visualization
- Resolution of a number of issues.

These resolved issues under this release are described in the sections below.

## 1.1 GBB (WA) Version Summary

The table below summarises the changes in version post this release deployment.

Table 1 GBB (WA) version summary

Application	Current version	New version
GBB (WA)	1.13 (Build 1.13-352)	1.14 (Build 1.14-355-1)

## 1.2 Abbreviations

Table 2 Abbreviations

Abbreviation	Expanded name
AEMO	Australian Energy Market Operator
GBB	Gas Bulletin Board
GSI	Gas Services Information

# 2. Improvements

## 2.1 Improvement of Gas Flows Visualization

This GBB (WA) release introduces an improvement to the gas flows data visualization<sup>1</sup>. Previously the graph displaying the net production and consumption of gas was labelled 'Net Production vs. Consumption', based on feedback from Gas Market Participants that this was unclear, the graph will now be titled 'Net Flows' (Figure 1 and Figure 2).

In addition to this cosmetic change, a timestamp issue was identified between the End User Consumption report and Actual Flows report that lead to a misrepresentation of the Net Flows data (Figure 3). This timestamp issue has now been resolved and the reports will be published simultaneously to prevent the data misrepresentation in the future, further detail can be found below in Resolved Issues.

Figure 1 Production Flows

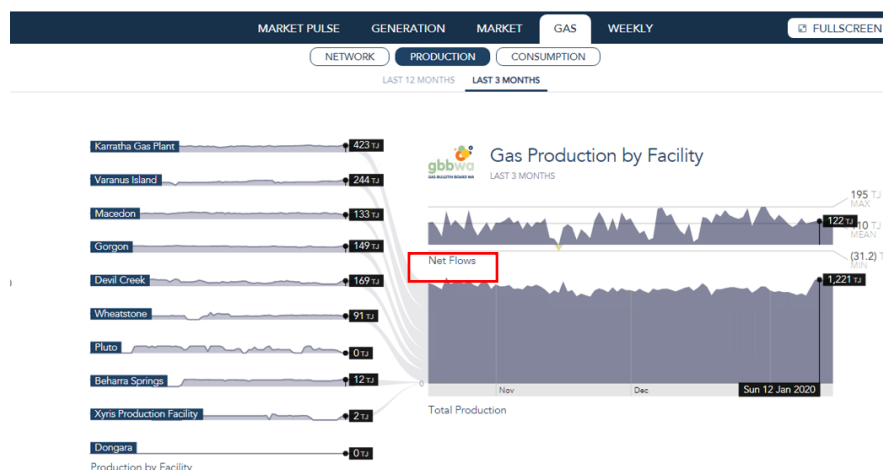
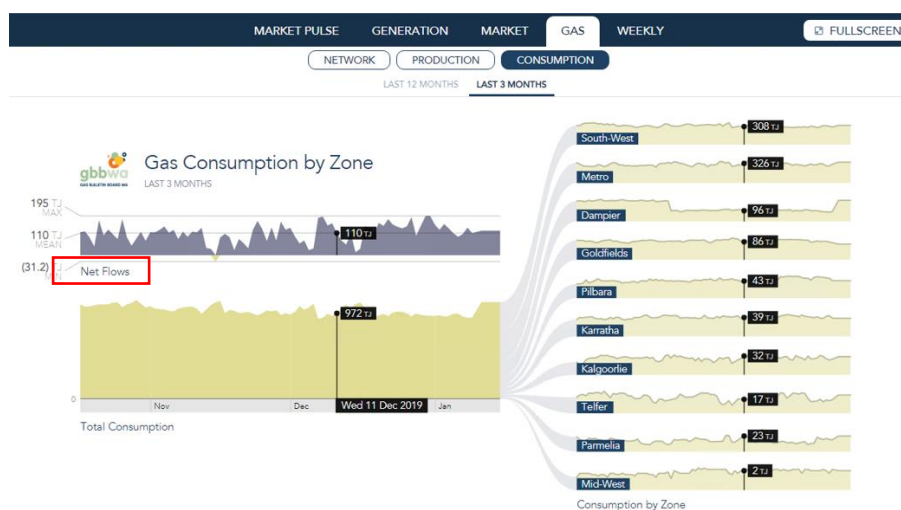
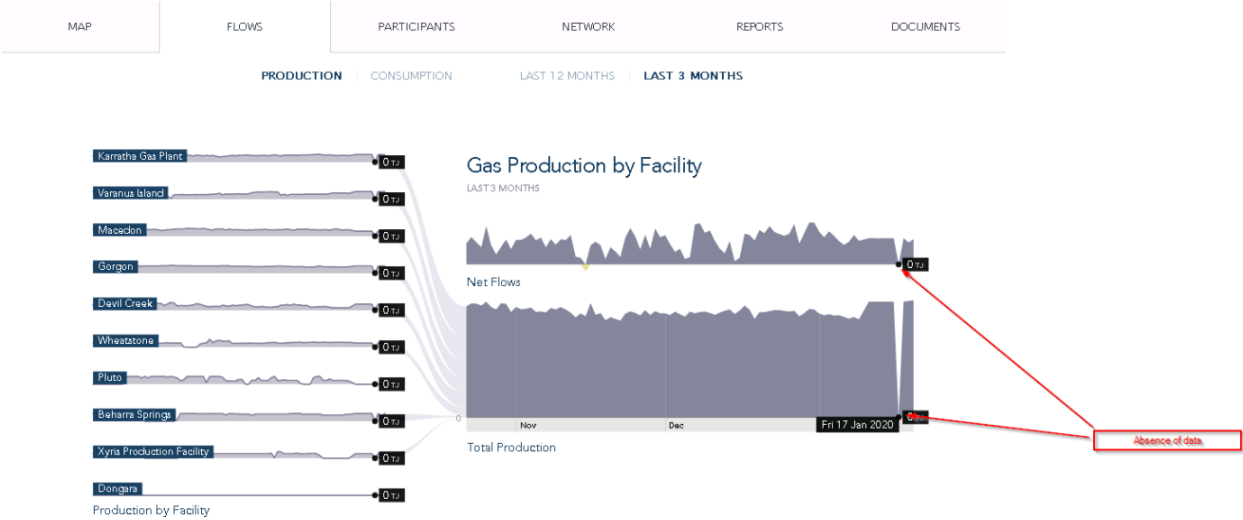


Figure 2 Consumption Flows



<sup>1</sup> <https://gbbwa.aemo.com.au/#flows>

Figure 3 Missing Data from Net Flows Resolved



# 3. Resolved Issues

Table 4 Resolved issues

Reference	Summary	Resolution
● GISP-1119	The “Gas Production/Consumption by Zone” graphs (GBB -> Flows -> 3 Month) currently shows consumption as 0 and Net Production as the Actual Flows for D-1. This is caused by a timestamp issue between the End User Consumption report and Actual Flows report.	Aligned the publishing times of the Actual Flows report and End User Consumption report. The gap in the data was present when the Actual Flows report published before 14:00. Now, if the Actual Flows report is published before 14:00, the End User Consumption report is also published at this time, preventing a gap in the data. These reports are also republished at 14:00 to meet GSI rule requirements.
● GISP-1083	The check for missing GBB Obligation Reports (Linepack Capacity Adequacy, Capacity Outlook and Nominated and Forecast Flow) does not trigger in the required timeframe for newly registered facilities.	New facilities are required to submit ex-ante reports the day before registration takes effect, the current warning system does not pick these up if they are not submitted. AEMO have implemented a 1 day offset to trigger the missing submission notification to ensure Gas Market Participants meet their GSI rule obligations.

Table 5 Status legend

Status
● Internal changes
● Minimal or no impact to Gas Market Participants
● Needs Gas Market Participants’ attention. Potentially requires system or operational procedure changes.

# 4. Internal Improvements

Additional AEMO functionality has been introduced to complement the changes seen by Gas Market Participants. This functionality is primarily in relation to the monitoring and alerting application (MOSMI) and the data submission obligation reports in the GBB (WA). These changes ensure AEMO can effectively manage its obligations to Gas Market Participants and to allow AEMO sufficient time to contact Gas Market Participants to mitigate potential breaches involving missed obligations.